

| Item No. | Type | Sub | Part No. | Description | Qty | Unit |
|----------|------|------|----------|--------------------------------|-----|------|
| 001 | | | 458591-9 | FRONT GRIP | 1 | PC. |
| 002 | 3 | | 265995-6 | TAPPING SCREW 4X18 | 1 | PC. |
| 006 | 3 | | 265995-6 | TAPPING SCREW 4X18 | 7 | PC. |
| 007 | | | 854N75-3 | DHS661 NAME PLATE | 1 | PC. |
| 008 | | | 144251-6 | INDICATION PLATE COMPLETE | 1 | PC. |
| 009 | | | 140D10-0 | MOTOR HOUSING COMPLETE | 1 | PC. |
| | | INC. | 263005-3 | RUBBER PIN 6 | 2 | PC. |
| | | INC. | 817J82-3 | CAUTION LABEL | 1 | PC. |
| 010 | | | 911263-2 | PAN HEAD SCREW M5X40 | 3 | PC. |
| 011 | | | 419704-7 | LOCK OFF BUTTON | 1 | PC. |
| 012 | | | 651083-9 | SWITCH C3XA-1PSPM | 1 | PC. |
| 013 | | | 231433-0 | COMPRESSION SPRING 4 | 2 | PC. |
| 015 | | | 458594-3 | SWITCH LEVER | 1 | PC. |
| 016 | | | 632L80-6 | SWITCH UNIT | 1 | PC. |
| 019 | | | 644809-6 | TERMINAL | 1 | PC. |
| 020 | | | 854N80-0 | DHS660 SERIAL NO. LABEL | 1 | PC. |
| 021 | | | 629362-3 | STATOR | 1 | PC. |
| 022 | | | 251517-8 | TAPPING SCREW 4X40 | 2 | PC. |
| 023 | | | 620936-3 | LED CIRCUIT | 1 | PC. |
| 024 | 2 | | 620A72-1 | CONTROLLER | 1 | PC. |
| 025 | | | 458585-4 | HANDLE COVER | 1 | PC. |
| 026 | | | 458586-2 | BAFFLE PLATE | 1 | PC. |
| 027 | | | 458593-5 | COVER | 1 | PC. |
| 028 | | | 519527-4 | ROTOR ASS'Y | 1 | PC. |
| | | INC. | | Item No. 29-31 | | |
| 029 | | | 211012-0 | BALL BEARING 606ZZ | 1 | PC. |
| 030 | | | 240045-8 | FAN 55 | 1 | PC. |
| 031 | | | 210059-1 | BALL BEARING 6000DDW | 1 | PC. |
| 032 | 2 | | 233342-9 | COMPRESSION SPRING 6 | 1 | PC. |
| 033 | | | 347400-6 | SHAFT LOCK | 1 | PC. |
| 034 | | | 911223-4 | PAN HEAD SCREW M5X16 | 1 | PC. |
| 035 | | | 458589-6 | DUCT | 1 | PC. |
| 036 | | | 140D07-9 | BLADE CASE COMPLETE | 1 | PC. |
| | | INC. | 213821-3 | O-RING 26 | 1 | PC. |
| 037 | | | 262511-5 | RUBBER SLEEVE 6 | 1 | PC. |
| 038 | | | 265115-2 | + PAN HEAD SCREW M5 | 1 | PC. |
| 039 | | | 211012-0 | BALL BEARING 606ZZ | 1 | PC. |
| 040 | | | 961052-5 | RETAINING RING S-12 | 1 | PC. |
| 041 | | | 226192-9 | HELICAL GEAR 49 | 1 | PC. |
| 042 | | | 257173-2 | RING 12 | 1 | PC. |
| 043 | | | 213512-6 | O RING 39 | 1 | PC. |
| 044 | | | 135993-3 | BEARING BOX ASSEMBLY | 1 | PC. |
| | | INC. | | Item No. 43 | | |
| 045 | | | 265034-2 | + COUNTERSUNK HEAD SCREW M5X16 | 2 | PC. |
| 046 | | | 211131-2 | BALL BEARING 6001DDW | 1 | PC. |
| 047 | | | 285843-3 | BEARING RETAINER 19-29 | 1 | PC. |
| 048 | 2 | | 327244-0 | SPINDLE | 1 | PC. |
| 049 | | | 345469-4 | THICKNESS RING | 1 | PC. |
| 050 | | | 231832-6 | TENSION SPRING 3 | 1 | PC. |
| 051 | | | 458587-0 | SAFETY COVER | 1 | PC. |
| 052 | | | 961152-1 | RETAINING RING (EXT) S-34 | 1 | PC. |
| 053 | | | 224411-7 | INNER FLANGE 35 | 1 | PC. |
| 054 | | | 224409-4 | OUTER FLANGE 35 | 1 | PC. |
| 055 | | | 266925-0 | HEX.SOCKET HEX.BOLT M6X18 | 1 | PC. |
| 056 | | | 286036-5 | CAP | 1 | PC. |

| Item No. | Type | Sub | Part No. | Description | Qty | Unit |
|----------|------|-----|----------|-------------------------------|-----|------|
| 057 | | | 347399-5 | LEVER PLATE | 1 | PC. |
| 058 | | | 257982-9 | BOW STOP RING E-8 | 1 | PC. |
| 059 | 2 | | 252265-2 | * HEX. NUT M6 | 1 | PC. |
| 061 | | | 266737-1 | FLAT HEAD SQ. NECK BOLT M6X20 | 1 | PC. |
| 062 | | | 252631-3 | SCREW M6 | 1 | PC. |
| 063 | 2 | | 253428-3 | SPRING WASHER 6 (removed) | 1 | PC. |
| 064 | | | 941151-9 | FLAT WASHER 6 | 1 | PC. |
| 065 | | | 161898-1 | DEPTH GUIDE COMPLETE | 1 | PC. |
| 066 | | | 265939-6 | FLAT HEAD SQ. NECK BOLT M6X14 | 1 | PC. |
| 067 | | | 347401-4 | REAR GUIDE PLATE | 1 | PC. |
| 068 | | | 265648-7 | PAN HEAD SCREW M4X8 | 2 | PC. |
| 069 | | | 252103-8 | HEX. LOCK NUT M5-8 | 1 | PC. |
| 070 | | | 345590-9 | ANGULAR GUIDE | 1 | PC. |
| 071 | | | 256480-0 | SHOULDER PIN 6-7 | 1 | PC. |
| 072 | | | 318823-5 | STOPPER | 1 | PC. |
| 073 | | | 213977-2 | O RING 7 | 1 | PC. |
| 074 | | | 266734-7 | + TRUSS HEAD SCREW M5 | 1 | PC. |
| 075 | | | 251896-4 | SCREW M5X20 | 1 | PC. |
| 076 | | | 231007-7 | COMPRESSION SPRING 6 | 1 | PC. |
| 077 | | | 319715-1 | ANGULAR PLATE | 1 | PC. |
| 079 | 2 | | 265B21-3 | * HEX.BOLT M6X20 | 1 | PC. |
| 080 | | | 271446-9 | LEVER 45 | 1 | PC. |
| 081 | | | 257982-9 | BOW STOP RING E-8 | 1 | PC. |
| 082 | | | 347397-9 | BASE | 1 | PC. |
| 083 | | | 265085-5 | + COUNTERSUNK HEAD SCREW M4X8 | 2 | PC. |
| 084 | | | 912212-2 | COUNTERSUNK HEAD SCREW M5X12 | 4 | PC. |
| 085 | | | 266436-5 | H.S.SET SCREW(FLAT POINT)M5X8 | 3 | PC. |

ACCESSORIES

- Visit www.makita.ca for more accessories information -

| | | | | | | |
|------|--|------|----------|-------------------------------|---|-----|
| A01 | | | 783203-8 | HEX. WRENCH 5 | 1 | PC. |
| A02 | | | A-85092 | 6-1/2" CT BLADE 24T 5/8" | 1 | PC. |
| A03 | | | 164095-8 | GUIDE RULE | 1 | PC. |
| A04 | | | 199230-9 | DUST NOZZLE SET | 1 | PC. |
| | | INC. | 911233-1 | PAN HEAD SCREW M5X20 | 1 | PC. |
| A07 | | | 197212-5 | INTERLOCKING CASE | 1 | PC. |
| | | INC. | 453974-8 | LATCH | 4 | PC. |
| A08 | | | T-02571 | FORM F/ INTERLOCKING CASE | 3 | PC. |
| A08B | | | 839752-4 | INNER TRAY/ INTERLOCKING CASE | 1 | PC. |
| A09 | | | --- | BATTERY ACCESSORIES | | |
| A10 | | | --- | BATTERY CHARGER | | |
| A11 | | | --- | 18V LI-ION BATTERIES | | |
| A12 | | | 194367-7 | GUIDE RAIL 3000 SET | 1 | PC. |
| A13 | | | 194368-5 | GUIDE RAIL 1400 SET | 1 | PC. |
| A14 | | | 194385-5 | CLAMP SET | 1 | PC. |
| A15 | | | 194416-0 | SHEET 10000 SET | 1 | PC. |
| A16 | | | 194417-8 | RUBBER SHEET 10000 SET | 1 | PC. |
| A17 | | | 194418-6 | POSITION SHEET 1400 SET | 1 | PC. |
| A18 | | | 194419-4 | POSITION SHEET 3000 SET | 1 | PC. |
| A19 | | | 194910-2 | POSITION SHEET 1900 SET | 1 | PC. |
| A20 | | | 194925-9 | GUIDE RAIL 1900 SET | 1 | PC. |
| A21 | | | 196664-7 | BEVEL GUIDE SET | 1 | PC. |
| A22 | | | 199231-7 | HANG HOOK SET | 1 | PC. |
| A23 | | | 199232-5 | GUIDE RAIL ADAPTER SET | 1 | PC. |
| A24 | | | 199826-6 | RATCHET CLAMP SET | 1 | PC. |

SERVICE CHANGES

1. Changes on M6 Hex Nut (D0825)

| Item No. | Description | Type 1 | Type 2 |
|----------|---------------|----------|----------|
| 059 | HEX. NUT M6 | 264096-7 | 252265-2 |
| 060 | FLAT WASHER 6 | 267118-2 | ----- |

Above parts are completely interchangeable as a set.

SERVICE CHANGES

2. Changes on M6x20 Hex Bolt (D0825)

| | | | |
|-----|-----------------|----------|----------|
| 079 | HEX. BOLT M6X20 | 266735-5 | 265B21-3 |
| 078 | FLAT WASHER 6 | 941151-9 | ----- |

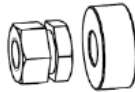
Above parts are completely interchangeable as a set.

Center of Bow faces right
when it is assembled to
the following parts.

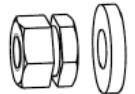
Bow stop E ring



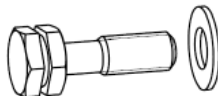
M6 Hex nut: 264096-7
Ring 6: 257285-1



M6 Hex nut: 264096-7
Flat washer 6: 267118-2



M6x20 Hex bolt: 266735-5
Flat washer 6: 941151-9



Center of Bow faces left
when it is assembled to
the following parts.

Bow stop E ring



M6 Hex nut: 252290-3



M6 Hex nut: 252265-2



M6x20 Hex bolt: 265B21-3

